


**Summary Institution-Level Pass Rate Data: *Traditional Teacher Preparation Program Within IHE***

		<b>HEOA - Title II 2020 - 2021 Academic Year</b>			
<b>Institution Name</b>		Rowan University			
<b>Institution Code</b>		2515			
<b>State</b>		New Jersey			
		<b>Number Taking Assessment<sup>1</sup></b>	<b>Number Passing Assessment<sup>2</sup></b>	<b>Institutional Pass Rate</b>	<b>Number Taking Assessment<sup>1</sup></b>
<b>Group</b>					
All program completers, 2020-21		353	293	83%	2240
All program completers, 2019-20		321	306	95%	2234
All program completers, 2018-19		265	265	100%	2301

Note: In cases where there are less than ten students taking the assessment or license/certificate, the number passing and pass rate are not reported.

<sup>1</sup> Number of completers taking one or more assessments within their area of specialization.

<sup>2</sup> Summary level “Number Taking Assessment” may differ from assessment level “Number Taking Assessment” because each student is counted once at the summary multiple assessments at the assessment level.


# Summary Institution-Level Pass Rate Data: *Traditional Teacher Preparation Program Within IHE*

April 4, 2022

<b>Statewide</b>	
<b><i>Number Passing Assessment<sup>2</sup></i></b>	<b><i>Statewide Pass Rate</i></b>
1997	89%
2092	94%
2206	96%


level but may be counted in

**Single Assessment Institution-Level Pass Rate Data: Traditional Teacher Preparation Program Within IHE**


	<b>HEOA - Title II 2020 - 2021 Academic Year</b>	
	<b>Institution Name</b>	Rowan University
	<b>Institution Code</b>	2515
	<b>State</b>	New Jersey

Assessment Information <sup>1</sup>	Group	Number Taking Assessment	Number Passing Assessment	Institutional Pass Rate	Institutional Average Scaled Score	Assessment Cut Score <sup>2</sup>	Statewide		
							Number Taking Assessment	Number Passing Assessment	Statewide Pass Rate
<b>ART CONTENT KNOWLEDGE (5134)</b>  Test Company: ETS Score Range: 100-200	All enrolled students who have completed all nonclinical courses, 2020-21						21	17	81%
	Other enrolled students, 2020-21	12	8	67%	159	158	24	17	71%
	All program completers, 2020-21	9				158	51	46	90%
	All program completers, 2019-20	2				158	44	43	98%
	All program completers, 2018-19	10	10	100%	167	158	52	48	92%
<b>BIOLOGY CONTENT KNOWLEDGE (0235)</b>  Test Company: ETS Score Range: 100-200	All enrolled students who have completed all nonclinical courses, 2020-21						20	18	90%
	Other enrolled students, 2020-21	2				152	33	31	94%
	All program completers, 2020-21	7				152	39	35	90%
	All program completers, 2019-20	6				152	51	51	100%
	All program completers, 2018-19	2				152	56	56	100%
<b>BUSINESS ED CONTENT KNOWLEDGE (5101)</b>  Test Company: ETS Score Range: 100-200	All enrolled students who have completed all nonclinical courses, 2020-21								
	Other enrolled students, 2020-21								
	All program completers, 2020-21						3		
	All program completers, 2019-20						1		
	All program completers, 2018-19						2		
<b>CHEMISTRY CONTENT KNOWLEDGE (0245)</b>  Test Company: ETS Score Range: 100-200	All enrolled students who have completed all nonclinical courses, 2020-21						3		
	Other enrolled students, 2020-21						6		
	All program completers, 2020-21	3				152	16	15	94%
	All program completers, 2019-20	2				152	12	12	100%
	All program completers, 2018-19	2				152	14	14	100%


**Single Assessment Institution-Level Pass Rate Data: Traditional Teacher Preparation Program Within IHE**

		<b>HEOA - Title II 2020 - 2021 Academic Year</b>					<b>Statewide</b>			
<b>Institution Name</b>		<b>Rowan University</b>								
<b>Institution Code</b>		<b>2515</b>								
<b>State</b>		<b>New Jersey</b>								
<b>Assessment Information<sup>1</sup></b>	<b>Group</b>	<b>Number Taking Assessment</b>	<b>Number Passing Assessment</b>	<b>Institutional Pass Rate</b>	<b>Institutional Average Scaled Score</b>	<b>Assessment Cut Score<sup>2</sup></b>	<b>Number Taking Assessment</b>	<b>Number Passing Assessment</b>	<b>Statewide Pass Rate</b>	
<b>EARLY CHILDHOOD CONTENT KNOWLEDGE (DISCONTINUED) (5022)</b>  <i>Test Company: ETS</i> <i>Score Range: 100-200</i>	All enrolled students who have completed all nonclinical courses, 2020-21									
	Other enrolled students, 2020-21									
	All program completers, 2020-21									
	All program completers, 2019-20									
	All program completers, 2018-19	1				159	6			
<b>EARLY CHILDHOOD EDUCATION (5025)</b>  <i>Test Company: ETS</i> <i>Score Range: 100-200</i>	All enrolled students who have completed all nonclinical courses, 2020-21						95	92	97%	
	Other enrolled students, 2020-21	76	69	91%	164	156	200	171	86%	
	All program completers, 2020-21	56	56	100%	167	156	305	299	98%	
	All program completers, 2019-20	46	46	100%	168	156	238	234	98%	
	All program completers, 2018-19	30	30	100%	169	156	272	260	96%	
<b>EARTH AND SPACE SCIENCES - CK (5571)</b>  <i>Test Company: ETS</i> <i>Score Range: 100-200</i>	All enrolled students who have completed all nonclinical courses, 2020-21						2			
	Other enrolled students, 2020-21	1				153	5			
	All program completers, 2020-21						6			
	All program completers, 2019-20						4			
	All program completers, 2018-19						11	10	91%	
<b>ELEM ED MULTI SUBJ MATHEMATICS (DISC) (5033)</b>  <i>Test Company: ETS</i> <i>Score Range: 100-200</i>	All enrolled students who have completed all nonclinical courses, 2020-21									
	Other enrolled students, 2020-21									
	All program completers, 2020-21									
	All program completers, 2019-20									
	All program completers, 2018-19						1			


**Single Assessment Institution-Level Pass Rate Data: Traditional Teacher Preparation Program Within IHE**

		<b>HEOA - Title II 2020 - 2021 Academic Year</b>					<b>Statewide</b>			
<b>Institution Name</b>		<b>Rowan University</b>								
<b>Institution Code</b>		<b>2515</b>								
<b>State</b>		<b>New Jersey</b>								
<b>Assessment Information<sup>1</sup></b>	<b>Group</b>	<b>Number Taking Assessment</b>	<b>Number Passing Assessment</b>	<b>Institutional Pass Rate</b>	<b>Institutional Average Scaled Score</b>	<b>Assessment Cut Score<sup>2</sup></b>	<b>Number Taking Assessment</b>	<b>Number Passing Assessment</b>	<b>Statewide Pass Rate</b>	
<b>ELEM ED MULTI SUBJ MATHEMATICS (5003)</b>  Test Company: ETS Score Range: 100-200	All enrolled students who have completed all nonclinical courses, 2020-21						301	286	95%	
	Other enrolled students, 2020-21	239	202	85%	169	157	827	717	87%	
	All program completers, 2020-21	146	143	98%	174	157	1037	1004	97%	
	All program completers, 2019-20	134	134	100%	176	157	1060	1050	99%	
	All program completers, 2018-19	114	114	100%	176	157	1124	1105	98%	
<b>ELEM ED MULTI SUBJ READING LANG ARTS (DISC) (5032)</b>  Test Company: ETS Score Range: 100-200	All enrolled students who have completed all nonclinical courses, 2020-21									
	Other enrolled students, 2020-21									
	All program completers, 2020-21									
	All program completers, 2019-20									
	All program completers, 2018-19						1			
<b>ELEM ED MULTI SUBJ READING LANG ARTS (5002)</b>  Test Company: ETS Score Range: 100-200	All enrolled students who have completed all nonclinical courses, 2020-21						299	279	93%	
	Other enrolled students, 2020-21	239	205	86%	165	157	831	710	85%	
	All program completers, 2020-21	146	140	96%	167	157	1038	1006	97%	
	All program completers, 2019-20	134	133	99%	168	157	1061	1044	98%	
	All program completers, 2018-19	114	114	100%	168	157	1122	1098	98%	
<b>ELEM ED MULTI SUBJ SCIENCES (DISC) (5035)</b>  Test Company: ETS Score Range: 100-200	All enrolled students who have completed all nonclinical courses, 2020-21									
	Other enrolled students, 2020-21									
	All program completers, 2020-21									
	All program completers, 2019-20									
	All program completers, 2018-19						1			


**Single Assessment Institution-Level Pass Rate Data: Traditional Teacher Preparation Program Within IHE**

		<b>HEOA - Title II 2020 - 2021 Academic Year</b>					<b>Statewide</b>			
<b>Institution Name</b> <b>Institution Code</b> <b>State</b>		<b>Rowan University</b> <b>2515</b> <b>New Jersey</b>								
<b>Assessment Information<sup>1</sup></b>		<b>Group</b>					<b>Statewide</b>			
		<b>Number Taking Assessment</b>	<b>Number Passing Assessment</b>	<b>Institutional Pass Rate</b>	<b>Institutional Average Scaled Score</b>	<b>Assessment Cut Score<sup>2</sup></b>	<b>Number Taking Assessment</b>	<b>Number Passing Assessment</b>	<b>Statewide Pass Rate</b>	
<b>ELEM ED MULTI SUBJ SCIENCES (5005)</b>  <i>Test Company: ETS</i> <i>Score Range: 100-200</i>	All enrolled students who have completed all nonclinical courses, 2020-21						294	269	91%	
	Other enrolled students, 2020-21	236	180	76%	164	159	809	616	76%	
	All program completers, 2020-21	146	135	92%	169	159	1039	984	95%	
	All program completers, 2019-20	134	133	99%	168	155	1060	1040	98%	
	All program completers, 2018-19	114	114	100%	168	155	1123	1100	98%	
<b>ELEM ED MULTI SUBJ SOCIAL STUDIES (DISC) (5034)</b>  <i>Test Company: ETS</i> <i>Score Range: 100-200</i>	All enrolled students who have completed all nonclinical courses, 2020-21									
	Other enrolled students, 2020-21									
	All program completers, 2020-21									
	All program completers, 2019-20									
	All program completers, 2018-19						1			
<b>ELEM ED MULTI SUBJ SOCIAL STUDIES (5004)</b>  <i>Test Company: ETS</i> <i>Score Range: 100-200</i>	All enrolled students who have completed all nonclinical courses, 2020-21						298	261	88%	
	Other enrolled students, 2020-21	235	174	74%	161	155	811	596	73%	
	All program completers, 2020-21	146	135	92%	165	155	1041	969	93%	
	All program completers, 2019-20	134	132	99%	165	155	1061	1011	95%	
	All program completers, 2018-19	114	114	100%	165	155	1123	1077	96%	
<b>ENGLISH LANGUAGE ARTS: CK (5038)</b>  <i>Test Company: ETS</i> <i>Score Range: 100-200</i>	All enrolled students who have completed all nonclinical courses, 2020-21						51	47	92%	
	Other enrolled students, 2020-21	20	14	70%	168	167	127	96	76%	
	All program completers, 2020-21	35	31	89%	175	167	188	175	93%	
	All program completers, 2019-20	23	23	100%	177	167	180	179	99%	
	All program completers, 2018-19	27	27	100%	177	167	212	207	98%	

**Single Assessment Institution-Level Pass Rate Data: Traditional Teacher Preparation Program Within IHE**

		<b>HEOA - Title II 2020 - 2021 Academic Year</b>					<b>Statewide</b>			
<b>Institution Name</b>		<b>Rowan University</b>								
<b>Institution Code</b>		<b>2515</b>								
<b>State</b>		<b>New Jersey</b>								
<b>Assessment Information<sup>1</sup></b>	<b>Group</b>	<b>Number Taking Assessment</b>	<b>Number Passing Assessment</b>	<b>Institutional Pass Rate</b>	<b>Institutional Average Scaled Score</b>	<b>Assessment Cut Score<sup>2</sup></b>	<b>Number Taking Assessment</b>	<b>Number Passing Assessment</b>	<b>Statewide Pass Rate</b>	
<b>FRENCH WORLD LANGUAGE (5174)</b>  <i>Test Company: ETS</i> <i>Score Range: 100-200</i>	All enrolled students who have completed all nonclinical courses, 2020-21									
	Other enrolled students, 2020-21						2			
	All program completers, 2020-21						2			
	All program completers, 2019-20						2			
	All program completers, 2018-19						1			
<b>GENERAL SCI CONTENT KNOWLEDGE (0435)</b>  <i>Test Company: ETS</i> <i>Score Range: 100-200</i>	All enrolled students who have completed all nonclinical courses, 2020-21						29	27	93%	
	Other enrolled students, 2020-21	5				152	47	37	79%	
	All program completers, 2020-21	14	12	86%	162	152	77	72	94%	
	All program completers, 2019-20	11	10	91%	162	152	77	72	94%	
	All program completers, 2018-19	8				152	91	90	99%	
<b>HEALTH AND PE (5857)</b>  <i>Test Company: ETS</i> <i>Score Range: 100-200</i>	All enrolled students who have completed all nonclinical courses, 2020-21						46	37	80%	
	Other enrolled students, 2020-21	68	48	71%	162	160	116	86	74%	
	All program completers, 2020-21	44	43	98%	166	160	134	124	93%	
	All program completers, 2019-20	30	29	97%	166	160	136	130	96%	
	All program completers, 2018-19	20	20	100%	168	160	122	117	96%	
<b>MARKETING EDUCATION (5561)</b>  <i>Test Company: ETS</i> <i>Score Range: 100-200</i>	All enrolled students who have completed all nonclinical courses, 2020-21									
	Other enrolled students, 2020-21									
	All program completers, 2020-21									
	All program completers, 2019-20						1			
	All program completers, 2018-19									


**Single Assessment Institution-Level Pass Rate Data: Traditional Teacher Preparation Program Within IHE**

	<b>HEOA - Title II 2020 - 2021 Academic Year</b>
	<b>Institution Name</b> Rowan University
	<b>Institution Code</b> 2515
	<b>State</b> New Jersey

Assessment Information <sup>1</sup>	Group	Number Taking Assessment	Number Passing Assessment	Institutional Pass Rate	Institutional Average Scaled Score	Assessment Cut Score <sup>2</sup>	Statewide		
							Number Taking Assessment	Number Passing Assessment	Statewide Pass Rate
<b>MATHEMATICS CONTENT KNOWLEDGE (5161)</b>  Test Company: ETS Score Range: 100-200	All enrolled students who have completed all nonclinical courses, 2020-21						25	11	44%
	Other enrolled students, 2020-21	3				160	81	29	36%
	All program completers, 2020-21	6				160	92	81	88%
	All program completers, 2019-20	12	11	92%	167	160	102	95	93%
	All program completers, 2018-19	14	14	100%	174	160	135	127	94%
<b>MIDDLE SCHOOL SCIENCE (5440)</b>  Test Company: ETS Score Range: 100-200	All enrolled students who have completed all nonclinical courses, 2020-21								
	Other enrolled students, 2020-21						1		
	All program completers, 2020-21								
	All program completers, 2019-20								
	All program completers, 2018-19								
<b>MUSIC CONTENT KNOWLEDGE (0113)</b>  Test Company: ETS Score Range: 100-200	All enrolled students who have completed all nonclinical courses, 2020-21						22	21	95%
	Other enrolled students, 2020-21	18	16	89%	164	153	52	44	85%
	All program completers, 2020-21	20	20	100%	169	153	106	101	95%
	All program completers, 2019-20	19	19	100%	167	153	142	139	98%
	All program completers, 2018-19	17	17	100%	170	153	138	136	99%
<b>PHYSICAL ED CONTENT KNOWLEDGE (5091)</b>  Test Company: ETS Score Range: 100-200	All enrolled students who have completed all nonclinical courses, 2020-21								
	Other enrolled students, 2020-21						2		
	All program completers, 2020-21								
	All program completers, 2019-20								
	All program completers, 2018-19								




**Single Assessment Institution-Level Pass Rate Data: Traditional Teacher Preparation Program Within IHE**


	<b>HEOA - Title II 2020 - 2021 Academic Year</b>	
	Institution Name	Rowan University
	Institution Code	2515
	State	New Jersey

Assessment Information <sup>1</sup>	Group	Number Taking Assessment	Number Passing Assessment	Institutional Pass Rate	Institutional Average Scaled Score	Assessment Cut Score <sup>2</sup>	Statewide		
							Number Taking Assessment	Number Passing Assessment	Statewide Pass Rate
<b>PHYSICS CONTENT KNOWLEDGE (5265)</b>  Test Company: ETS Score Range: 100-200	All enrolled students who have completed all nonclinical courses, 2020-21						3		
	Other enrolled students, 2020-21	2				141	5		
	All program completers, 2020-21	2				141	17	17	100%
	All program completers, 2019-20	3				141	13	13	100%
	All program completers, 2018-19	4				141	10	10	100%
<b>SOCIAL STUDIES CONTENT KNOWLEDGE (0081)</b>  Test Company: ETS Score Range: 100-200	All enrolled students who have completed all nonclinical courses, 2020-21						56	51	91%
	Other enrolled students, 2020-21	24	15	63%	159	157	148	110	74%
	All program completers, 2020-21	16	12	75%	166	157	194	175	90%
	All program completers, 2019-20	25	25	100%	166	157	196	186	95%
	All program completers, 2018-19	20	20	100%	165	157	180	175	97%
<b>SPANISH WORLD LANGUAGE (5195)</b>  Test Company: ETS Score Range: 100-200	All enrolled students who have completed all nonclinical courses, 2020-21						9		
	Other enrolled students, 2020-21	2				168	12	6	50%
	All program completers, 2020-21	2				168	11	11	100%
	All program completers, 2019-20	7				168	26	25	96%
	All program completers, 2018-19	1				168	17	15	88%
<b>SPEECH COMMUNICATION: CK (5221)</b>  Test Company: ETS Score Range: 100-200	All enrolled students who have completed all nonclinical courses, 2020-21								
	Other enrolled students, 2020-21								
	All program completers, 2020-21						1		
	All program completers, 2019-20								
	All program completers, 2018-19								

**Single Assessment Institution-Level Pass Rate Data: Traditional Teacher Preparation Program Within IHE**


		<p align="center"><b>HEOA - Title II 2020 - 2021 Academic Year</b></p>					<p align="center"><b>Statewide</b></p>			
<p><b>Institution Name</b></p>		<p align="center"><b>Rowan University</b></p>								
<p><b>Institution Code</b></p>		<p align="center"><b>2515</b></p>								
<p><b>State</b></p>		<p align="center"><b>New Jersey</b></p>								
<p align="center"><b>Assessment Information<sup>1</sup></b></p>		<p align="center"><b>Group</b></p>					<p align="center"><b>Statewide</b></p>			
		<p align="center"><b>Number Taking Assessment</b></p>	<p align="center"><b>Number Passing Assessment</b></p>	<p align="center"><b>Institutional Pass Rate</b></p>	<p align="center"><b>Institutional Average Scaled Score</b></p>	<p align="center"><b>Assessment Cut Score<sup>2</sup></b></p>	<p align="center"><b>Number Taking Assessment</b></p>	<p align="center"><b>Number Passing Assessment</b></p>	<p align="center"><b>Statewide Pass Rate</b></p>	
<p><b>TECHNOLOGY EDUCATION (5051)</b></p> <p><i>Test Company: ETS</i> <i>Score Range: 100-200</i></p>	<p>All enrolled students who have completed all nonclinical courses, 2020-21</p>									
	<p>Other enrolled students, 2020-21</p>						1			
	<p>All program completers, 2020-21</p>						4			
	<p>All program completers, 2019-20</p>						5			
	<p>All program completers, 2018-19</p>						7			
<p><b>THEATRE (5641)</b></p> <p><i>Test Company: ETS</i> <i>Score Range: 100-200</i></p>	<p>All enrolled students who have completed all nonclinical courses, 2020-21</p>						2			
	<p>Other enrolled students, 2020-21</p>	1				153	4			
	<p>All program completers, 2020-21</p>	3				153	10	10	100%	
	<p>All program completers, 2019-20</p>	1				153	4			
	<p>All program completers, 2018-19</p>	3				153	3			
<p><b>EDTPA: BUSINESS EDUCATION (TPA0102)</b></p> <p><i>Test Company: E. S. Pearson*</i> <i>Score Range: 15-75</i></p>	<p>All enrolled students who have completed all nonclinical courses, 2020-21</p>									
	<p>Other enrolled students, 2020-21</p>									
	<p>All program completers, 2020-21</p>						3			
	<p>All program completers, 2019-20</p>						1			
	<p>All program completers, 2018-19</p>									
<p><b>EDTPA: EARLY CHILDHOOD (TPA0014)</b></p> <p><i>Test Company: E. S. Pearson*</i> <i>Score Range: 15-75</i></p>	<p>All enrolled students who have completed all nonclinical courses, 2020-21</p>						1			
	<p>Other enrolled students, 2020-21</p>						6			
	<p>All program completers, 2020-21</p>	54	49	91%	41	37	270	259	96%	
	<p>All program completers, 2019-20</p>	32	31	97%	41	37	192	186	97%	
	<p>All program completers, 2018-19</p>									

**Single Assessment Institution-Level Pass Rate Data: Traditional Teacher Preparation Program Within IHE**


	<b>HEOA - Title II 2020 - 2021 Academic Year</b>	
	Institution Name	Rowan University
	Institution Code	2515
	State	New Jersey

Assessment Information <sup>1</sup>	Group	Number Taking Assessment	Number Passing Assessment	Institutional Pass Rate	Institutional Average Scaled Score	Assessment Cut Score <sup>2</sup>	Statewide		
							Number Taking Assessment	Number Passing Assessment	Statewide Pass Rate
<b>EDTPA: ELEM ED LITERACY WITH MATHEMATICS TASK 4 (TPA0110)</b>  Test Company: E.S. Pearson* Score Range: 18-90	All enrolled students who have completed all nonclinical courses, 2020-21								
	Other enrolled students, 2020-21	1				44	3		
	All program completers, 2020-21	129	112	87%	49	44	808	768	95%
	All program completers, 2019-20	123	116	94%	51	44	885	855	97%
	All program completers, 2018-19								
<b>EDTPA: ENGLISH AS AN ADDITIONAL LANGUAGE (TPA0115)</b>  Test Company: E.S. Pearson* Score Range: 15-75	All enrolled students who have completed all nonclinical courses, 2020-21								
	Other enrolled students, 2020-21								
	All program completers, 2020-21						15	15	100%
	All program completers, 2019-20						15	15	100%
	All program completers, 2018-19								
<b>EDTPA: HEALTH EDUCATION (TPA0119)</b>  Test Company: E.S. Pearson* Score Range: 15-75	All enrolled students who have completed all nonclinical courses, 2020-21								
	Other enrolled students, 2020-21								
	All program completers, 2020-21						3		
	All program completers, 2019-20						1		
	All program completers, 2018-19								
<b>EDTPA: K-12 PERFORMING ARTS (TPA0021)</b>  Test Company: E.S. Pearson* Score Range: 15-75	All enrolled students who have completed all nonclinical courses, 2020-21						1		
	Other enrolled students, 2020-21	1				37	4		
	All program completers, 2020-21	22	20	91%	43	37	107	105	98%
	All program completers, 2019-20	17	15	88%	44	37	126	123	98%
	All program completers, 2018-19								

**Single Assessment Institution-Level Pass Rate Data: Traditional Teacher Preparation Program Within IHE**


		<b>HEOA - Title II 2020 - 2021 Academic Year</b>					<b>Statewide</b>			
<b>Institution Name</b>		<b>Rowan University</b>								
<b>Institution Code</b>		<b>2515</b>								
<b>State</b>		<b>New Jersey</b>								
<b>Assessment Information<sup>1</sup></b>	<b>Group</b>	<b>Number Taking Assessment</b>	<b>Number Passing Assessment</b>	<b>Institutional Pass Rate</b>	<b>Institutional Average Scaled Score</b>	<b>Assessment Cut Score<sup>2</sup></b>	<b>Number Taking Assessment</b>	<b>Number Passing Assessment</b>	<b>Statewide Pass Rate</b>	
<b>EDTPA: MIDDLE CHILDHOOD ENGLISH LANGUAGE ARTS (TPA0018)</b>  Test Company: E.S. Pearson* Score Range: 15-75	All enrolled students who have completed all nonclinical courses, 2020-21									
	Other enrolled students, 2020-21						1			
	All program completers, 2020-21						25	24	96%	
	All program completers, 2019-20						26	26	100%	
	All program completers, 2018-19									
<b>EDTPA: MIDDLE CHILDHOOD HISTORY-SOCIAL STUDIES (TPA0019)</b>  Test Company: E.S. Pearson* Score Range: 15-75	All enrolled students who have completed all nonclinical courses, 2020-21									
	Other enrolled students, 2020-21									
	All program completers, 2020-21						22	22	100%	
	All program completers, 2019-20						17	17	100%	
	All program completers, 2018-19									
<b>EDTPA: MIDDLE CHILDHOOD MATHEMATICS (TPA0016)</b>  Test Company: E.S. Pearson* Score Range: 15-75	All enrolled students who have completed all nonclinical courses, 2020-21									
	Other enrolled students, 2020-21									
	All program completers, 2020-21						25	25	100%	
	All program completers, 2019-20						24	24	100%	
	All program completers, 2018-19									
<b>EDTPA: MIDDLE CHILDHOOD SCIENCE (TPA0017)</b>  Test Company: E.S. Pearson* Score Range: 15-75	All enrolled students who have completed all nonclinical courses, 2020-21									
	Other enrolled students, 2020-21									
	All program completers, 2020-21						9			
	All program completers, 2019-20						5			
	All program completers, 2018-19									

**Single Assessment Institution-Level Pass Rate Data: Traditional Teacher Preparation Program Within IHE**


	<b>HEOA - Title II 2020 - 2021 Academic Year</b>	
	Institution Name	Rowan University
	Institution Code	2515
	State	New Jersey

Assessment Information <sup>1</sup>	Group	Number Taking Assessment	Number Passing Assessment	Institutional Pass Rate	Institutional Average Scaled Score	Assessment Cut Score <sup>2</sup>	Statewide		
							Number Taking Assessment	Number Passing Assessment	Statewide Pass Rate
<b>EDTPA: PHYSICAL EDUCATION (TPA0011)</b>  Test Company: E.S. Pearson* Score Range: 15-75	All enrolled students who have completed all nonclinical courses, 2020-21								
	Other enrolled students, 2020-21						2		
	All program completers, 2020-21	41	40	98%	41	37	110	107	97%
	All program completers, 2019-20	30	29	97%	41	37	125	119	95%
	All program completers, 2018-19								
<b>EDTPA: SECONDARY ENGLISH LANGUAGE ARTS (TPA0003)</b>  Test Company: E.S. Pearson* Score Range: 15-75	All enrolled students who have completed all nonclinical courses, 2020-21						1		
	Other enrolled students, 2020-21						2		
	All program completers, 2020-21	11	10	91%	45	37	134	131	98%
	All program completers, 2019-20	25	25	100%	46	37	153	150	98%
	All program completers, 2018-19								
<b>EDTPA: SECONDARY HISTORY-SOCIAL STUDIES (TPA0004)</b>  Test Company: E.S. Pearson* Score Range: 15-75	All enrolled students who have completed all nonclinical courses, 2020-21						2		
	Other enrolled students, 2020-21						2		
	All program completers, 2020-21	10	10	100%	44	37	150	147	98%
	All program completers, 2019-20	23	23	100%	46	37	159	159	100%
	All program completers, 2018-19								
<b>EDTPA: SECONDARY MATHEMATICS (TPA0005)</b>  Test Company: E.S. Pearson* Score Range: 15-75	All enrolled students who have completed all nonclinical courses, 2020-21						1		
	Other enrolled students, 2020-21	1				37	2		
	All program completers, 2020-21	7				37	80	72	90%
	All program completers, 2019-20	12	12	100%	43	37	80	77	96%
	All program completers, 2018-19								


**Single Assessment Institution-Level Pass Rate Data: Traditional Teacher Preparation Program Within IHE**

		<p align="center"><b>HEOA - Title II 2020 - 2021 Academic Year</b></p>							
<b>Institution Name</b>		Rowan University							
<b>Institution Code</b>		2515							
<b>State</b>		New Jersey							
Assessment Information <sup>1</sup>	Group	Number Taking Assessment	Number Passing Assessment	Institutional Pass Rate	Institutional Average Scaled Score	Assessment Cut Score <sup>2</sup>	Statewide		
							Number Taking Assessment	Number Passing Assessment	Statewide Pass Rate
<b>EDTPA: SECONDARY SCIENCE (TPA0006)</b>  Test Company: E.S. Pearson* Score Range: 15-75	All enrolled students who have completed all nonclinical courses, 2020-21								
	Other enrolled students, 2020-21						1		
	All program completers, 2020-21	9				37	64	59	92%
	All program completers, 2019-20	8				37	65	64	98%
	All program completers, 2018-19								
<b>EDTPA: SPECIAL EDUCATION (TPA0012)</b>  Test Company: E.S. Pearson* Score Range: 15-75	All enrolled students who have completed all nonclinical courses, 2020-21								
	Other enrolled students, 2020-21								
	All program completers, 2020-21						1		
	All program completers, 2019-20								
	All program completers, 2018-19								
<b>EDTPA: TECHNOLOGY AND ENGINEERING EDUCATION (TPA0143)</b>  Test Company: E.S. Pearson* Score Range: 15-75	All enrolled students who have completed all nonclinical courses, 2020-21								
	Other enrolled students, 2020-21								
	All program completers, 2020-21						2		
	All program completers, 2019-20						4		
	All program completers, 2018-19								
<b>EDTPA: VISUAL ARTS (TPA0015)</b>  Test Company: E.S. Pearson* Score Range: 15-75	All enrolled students who have completed all nonclinical courses, 2020-21						1		
	Other enrolled students, 2020-21	1				37	3		
	All program completers, 2020-21	9				37	48	48	100%
	All program completers, 2019-20	2				37	42	42	100%
	All program completers, 2018-19								

**Single Assessment Institution-Level Pass Rate Data: Traditional Teacher Preparation Program Within IHE**

		<b>HEOA - Title II 2020 - 2021 Academic Year</b>					<b>Statewide</b>			
<b>Institution Name</b>		<b>Rowan University</b>								
<b>Institution Code</b>		<b>2515</b>								
<b>State</b>		<b>New Jersey</b>								
<b>Assessment Information<sup>1</sup></b>	<b>Group</b>	<b>Number Taking Assessment</b>	<b>Number Passing Assessment</b>	<b>Institutional Pass Rate</b>	<b>Institutional Average Scaled Score</b>	<b>Assessment Cut Score<sup>2</sup></b>	<b>Number Taking Assessment</b>	<b>Number Passing Assessment</b>	<b>Statewide Pass Rate</b>	
<b>EDTPA: WORLD LANGUAGES (TPA0020)</b>  Test Company: E.S. Pearson* Score Range: 13-65	All enrolled students who have completed all nonclinical courses, 2020-21									
	Other enrolled students, 2020-21									
	All program completers, 2020-21						13	12	92%	
	All program completers, 2019-20	6				32	23	20	87%	
	All program completers, 2018-19									
<b>OPI ENGLISH (ACT1005)</b>  Test Company: ACTFL* Score Range: 1-10	All enrolled students who have completed all nonclinical courses, 2020-21						2			
	Other enrolled students, 2020-21						4			
	All program completers, 2020-21						13	13	100%	
	All program completers, 2019-20						18	18	100%	
	All program completers, 2018-19						15	15	100%	
<b>OPI FRENCH (ACT1006)</b>  Test Company: ACTFL* Score Range: 1-10	All enrolled students who have completed all nonclinical courses, 2020-21									
	Other enrolled students, 2020-21						1			
	All program completers, 2020-21						1			
	All program completers, 2019-20						2			
	All program completers, 2018-19						1			
<b>OPI ITALIAN (ACT1010)</b>  Test Company: ACTFL* Score Range: 1-10	All enrolled students who have completed all nonclinical courses, 2020-21									
	Other enrolled students, 2020-21						1			
	All program completers, 2020-21									
	All program completers, 2019-20									
	All program completers, 2018-19									

**Single Assessment Institution-Level Pass Rate Data: Traditional Teacher Preparation Program Within IHE**

		<b>HEOA - Title II 2020 - 2021 Academic Year</b>					<b>Statewide</b>			
<b>Institution Name</b>		<b>Rowan University</b>								
<b>Institution Code</b>		<b>2515</b>								
<b>State</b>		<b>New Jersey</b>								
<b>Assessment Information<sup>1</sup></b>	<b>Group</b>	<b>Number Taking Assessment</b>	<b>Number Passing Assessment</b>	<b>Institutional Pass Rate</b>	<b>Institutional Average Scaled Score</b>	<b>Assessment Cut Score<sup>2</sup></b>	<b>Number Taking Assessment</b>	<b>Number Passing Assessment</b>	<b>Statewide Pass Rate</b>	
<b>OPI MANDARIN (ACT1013)</b>  Test Company: ACTFL* Score Range: 1-10	All enrolled students who have completed all nonclinical courses, 2020-21									
	Other enrolled students, 2020-21						2			
	All program completers, 2020-21									
	All program completers, 2019-20									
	All program completers, 2018-19									
<b>OPI SPANISH (ACT1018)</b>  Test Company: ACTFL* Score Range: 1-10	All enrolled students who have completed all nonclinical courses, 2020-21									
	Other enrolled students, 2020-21						2			
	All program completers, 2020-21						3			
	All program completers, 2019-20	5				7	16	16	100%	
	All program completers, 2018-19	1				7	9			
<b>WPT ENGLISH (ACT2004)</b>  Test Company: ACTFL* Score Range: 1-10	All enrolled students who have completed all nonclinical courses, 2020-21						1			
	Other enrolled students, 2020-21						2			
	All program completers, 2020-21						10	10	100%	
	All program completers, 2019-20						15	15	100%	
	All program completers, 2018-19						11	11	100%	

Note: In cases where there are less than ten students taking the assessment or license/certificate, the number passing and pass rate are not reported.

<sup>1</sup>Tests with multiple delivery options (computer, paper, etc.) will be noted with the assessment code for one format only.

<sup>2</sup>Cut scores may vary for groups depending upon when the cut scores are established by the state and when each group completed their teacher certification or licensure assessment.

\*Questions regarding tests listed by this testing company must be addressed to your state Title II Coordinator.





Single Assessment Institution-Level Pass Rate Data: *Traditional Teacher Preparation Program Within IHE*

April 4, 2022

Statewide Average Scaled Score
167
165
169
169
169
163

Single Assessment Institution-Level Pass Rate Data: *Traditional Teacher Preparation Program Within IHE*

April 4, 2022

<b>Statewide Average Scaled Score</b>
174
173
177
178
177
168
166
169
170
170

Single Assessment Institution-Level Pass Rate Data: *Traditional Teacher Preparation Program Within IHE*

April 4, 2022

<b>Statewide Average Scaled Score</b>
170
166
171
170
170
164
161
166
166
166
175
173
177
177
178

Single Assessment Institution-Level Pass Rate Data: *Traditional Teacher Preparation Program Within IHE*

April 4, 2022

<b>Statewide Average Scaled Score</b>
165
164
166
166
168
165
163
167
168
168

Single Assessment Institution-Level Pass Rate Data: *Traditional Teacher Preparation Program Within IHE*

April 4, 2022

<b>Statewide Average Scaled Score</b>
155
151
168
170
171
163
162
169
168
169

Single Assessment Institution-Level Pass Rate Data: *Traditional Teacher Preparation Program Within IHE*

April 4, 2022

<b>Statewide Average Scaled Score</b>
160
168
162
165
164
167
168
168
168
177
179
179







Single Assessment Institution-Level Pass Rate Data: *Traditional Teacher Preparation Program Within IHE*

April 4, 2022

Statewide Average Scaled Score
46
49
46
47
46
45

Single Assessment Institution-Level Pass Rate Data: *Traditional Teacher Preparation Program Within IHE*

April 4, 2022

Statewide Average Scaled Score
41
42
46
46
45
46
39
41





Single Assessment Institution-Level Pass Rate Data: *Traditional Teacher Preparation Program Within IHE*

April 4, 2022

Statewide Average Scaled Score
8
10
10
10